The background of the slide features a collage of images. The top half shows a group of diverse primary school students smiling and posing. The bottom half shows the exterior of Jurong West Primary School, a modern building with a central entrance and multiple wings.

Primary 1 (Teamwork) English Language Subject Briefing for Parents 2026



TEAMWORK ENGLISH TEACHERS

Class	Teacher(s)
Teamwork 1	Mrs Vasu
Teamwork 2	Ms Serene Tan
Teamwork 3	Mdm Noorwanie
Teamwork 4	Mdm Dina
Teamwork 5	Mdm Morni
Teamwork 6	Ms Fiona Chui



JWPS ENGLISH DEPARTMENT VISION AND MISSION

VISION

A Joyful learner,
a Creative and Critical
thinker and
an Empathetic leader.

MISSION

To inculcate the joy of
learning through the
provision of a language-
rich environment where
students acquire and
use the standard
English proficiently and
confidently.



To enhance the joy of learning

- > No weighted assessment since 2019
- > Use qualitative descriptors to report students' learning progress




The changes to school-based assessment aim to reduce over-inflation of effort and build intrinsic motivation in our children to learn



COMPONENTS


- Listening and Viewing
- Speaking and Representing
- Reading and Viewing
- Writing and Representing
- Language Use



COMPONENTS

- **Receptive Skills**:- skills that are required for the making of meaning from ideas or information

- Listening and Viewing
- Reading and Viewing



- **Productive Skills**:- skills that enable the creation of meaning

- Speaking and Representing
- Writing and Representing



COMPONENTS

• **Knowledge about Language**:- The building blocks that are required for the application of the receptive and productive skills for effective communication

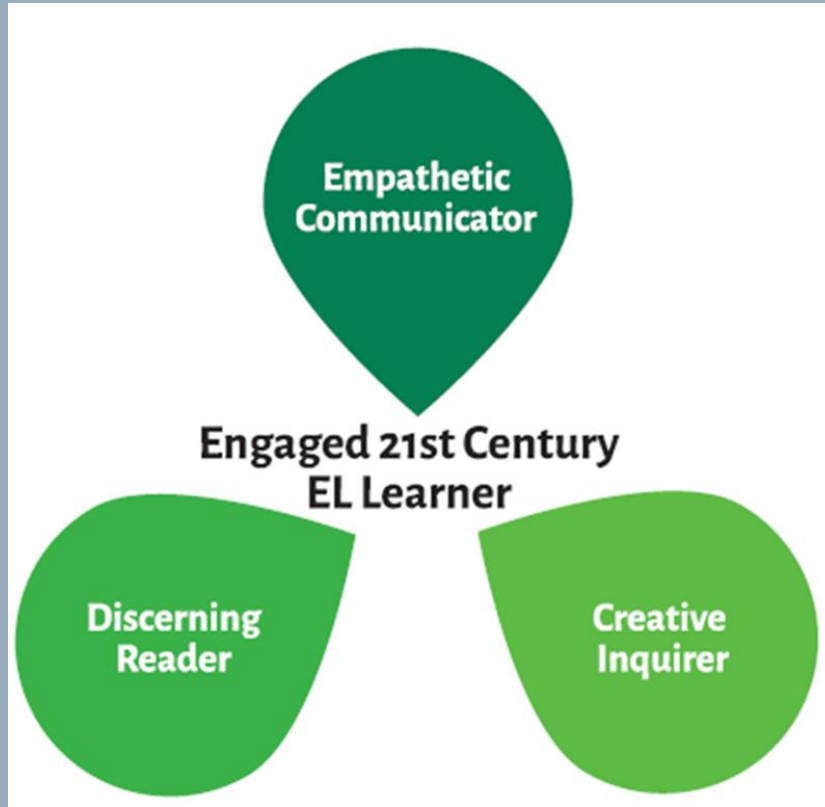
- ✓ Grammar
- ✓ Vocabulary



Curriculum: STELLAR 2.0 @ JWPS

- > uses a contextualised approach to EL learning with systematic and **explicit grammar instruction**
- > makes **extensive use of stories and articles** to enrich students' learning emphasise on foundational skills in grammar and vocabulary
- > provides students with **opportunities** to speak extensively, discuss and share their views with the teacher and their peers in an enjoyable and purposeful environment.






CHILDREN WHO LOVE
READING AND HAVE A
STRONG FOUNDATION IN
THE ENGLISH LANGUAGE



Overview of Key ★Strategies★ in STELLAR^{2.0}

	P1-P2	P3	P4	P5	P6	
Oracy	★ Literacy Stations (P1-P2)	★Exploratory talk* ★Presentational talk				★Think-aloud* ★Inquiry through dialogue* ★Jigsaw* (from P5)
Reading & Viewing		★Extensive Reading (ER)*				
		★Shared Book Approach (SBA) (up to P3A)		★Retelling		
		★Word study	★Supported Reading ★Annotation* ★KWL ★Explicit instruction and modelling of Reading Comprehension skills*			
Grammar		★Explicit instruction of grammar (noticing and modified Presentation – Practice – Production)*				
Vocabulary		★Teaching vocabulary in context ★Pre-teaching key vocabulary				
Writing & Representing		★Modified Language Experience Approach (MLEA) ★Guided writing	★Writing Process Cycle (WPC)			
			★Freewriting*			
Use of authentic, multimodal texts (Increasing range of text purposes and sophistication)						



★Think-aloud*
★Inquiry through dialogue*
★Jigsaw* (from P5)



STELLAR 2.0 LESSONS:

- OFFER MORE **OPPORTUNITIES** FOR STUDENTS TO DISCUSS ISSUES, LISTEN TO DIFFERENT PERSPECTIVES AND DEVELOP THEIR OWN OPINIONS (**EMPATHETIC COMMUNICATOR**)
- ENCOURAGE STUDENTS TO EXPLORE IDEAS, CONCEPTS AND AREAS OF INTEREST AND PROMOTE **THE JOY OF LEARNING** (**CREATIVE INQUIRER**)
- ENCOURAGE STUDENTS TO READ WIDELY AND PROCESS INFORMATION CRITICALLY SO AS TO **DISTINGUISH FACT FROM FALSEHOODS** (**DISCERNING READER**)



STELLAR 2.0 LESSONS WILL

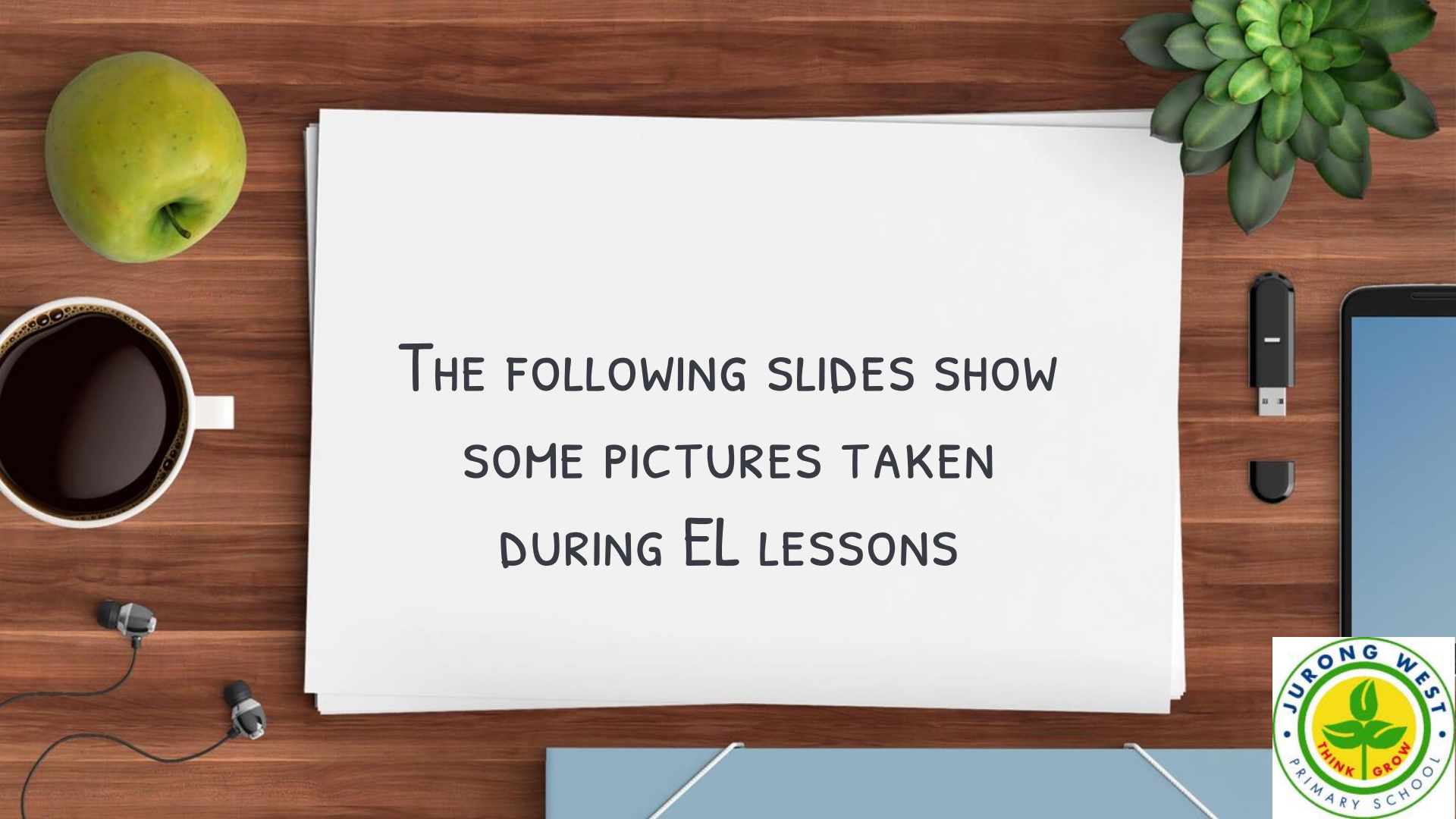
STRENGTHEN FOUNDATION IN BOTH RECEPTIVE AND PRODUCTIVE SKILLS AND KNOWLEDGE OF THE LANGUAGE:

- EXPLICIT TEACHING OF GRAMMAR
- EXPLICIT TEACHING OF ORACY SKILLS
- STRENGTHENING THE READING-WRITING CONNECTION
- TAKING INTO ACCOUNT THE PURPOSE OF TEXTS
- EXPLICIT TEACHING OF CRITICAL AND CLOSE READING SKILLS
- SET ASIDE **1 PERIOD FOR EXTENSIVE READING**



Stronger Fundamentals







THE FOLLOWING SLIDES SHOW
SOME PICTURES TAKEN
DURING EL LESSONS











HOLISTIC DEVELOPMENT ASPECTS

- TO DETERMINE IF YOUR CHILD HAS LEARNT, THE TEACHER WILL COLLECT **EVIDENCE OF LEARNING** BASED ON THE DIFFERENT **AREAS OF LANGUAGE LEARNING (AoLLs)** AND AT DIFFERENT TIMES.
- **APPROPRIATE AND TIMELY FEEDBACK** THROUGH **LEARNING FEEDBACK AND LEARNING OUTCOMES** HELPS TO CLOSE THE GAP BETWEEN WHERE THE STUDENT IS AND HIS/HER POTENTIAL.



ALIGNMENT BETWEEN STELLAR AND LSP

- **Sequence** of texts and teaching strategies.
- Use the **Differentiated Focus Lessons** (DFLs) to help non-LSP students sharpen their word study skills.
- **Activities** to extend and enrich the learning of non-LSP students.



LEARNING OUTCOMES IN HOLISTIC DEVELOPMENT PROFILE (HDP)

Listening	Speaking		Reading			Writing	
Listen attentively and follow simple instructions	Speak clearly to express their thoughts, feelings and ideas	Follow communication etiquette such as taking turns, and using appropriate eye contact and volume in conversations or discussions	Read aloud Primary 1 texts (e.g. STELLAR texts) with accuracy, fluency and expression	Demonstrate basic word recognition skills (e.g. know the letters of the alphabet; able to pronounce words accurately)	Understand Primary 1 texts (e.g. STELLAR texts) and are able to identify simple aspects of fiction (e.g. main characters and setting)	Demonstrate writing readiness and handwriting skills such as letter formation, placement, sizing and spacing	Write a simple paragraph of at least 3 sentences to recount appropriately sequenced events

HOW YOU CAN HELP YOUR CHILDREN

1. Expose them to **Standard Forms** of English

- Promote the use of Standard English in **speech and writing**.
- **Read** quality books, articles and magazines.
- Visit the **library** often to read and borrow books.



HOW YOU CAN HELP YOUR CHILDREN

2. Focus on Areas of Weakness or Concern

- > Identify areas of weakness or concern through daily class work, learning sheets and writing pieces.
- > Provide practice in these areas.



HOW YOU CAN HELP YOUR CHILDREN

3. Read widely to increase knowledge and expand vocabulary

- > Include stories, non-fiction texts and poems.



HOW YOU CAN HELP YOUR CHILDREN

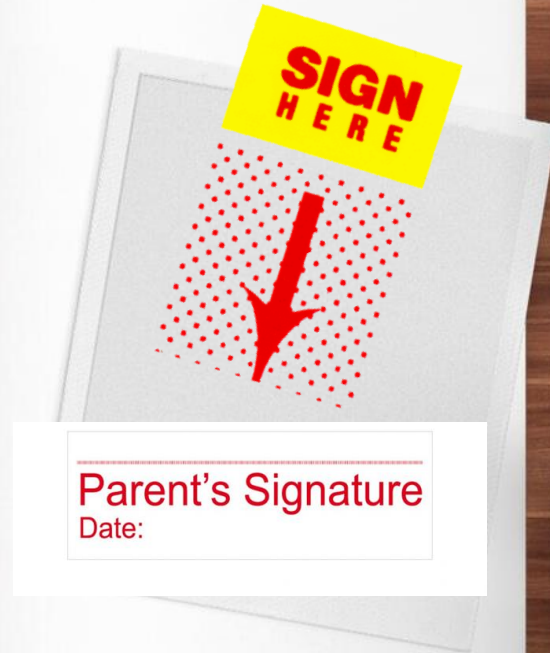
4. Encourage them to seek clarifications and ask questions when in doubt
- > Allow one to clear doubts and deepen his or her understanding.



HOW YOU CAN HELP YOUR CHILDREN

5. Close monitoring of our children's work.

- > Sign and acknowledge when assignments are returned.



HOW YOU CAN HELP YOUR CHILDREN

6. Practise what has been taught in class.

- > Ensure that he learns the weekly Spelling and Dictation.
- > Ensure that they **annotate** their work.
- > Ensure that their **handwriting is neat and clear.**



HOW YOU CAN HELP YOUR CHILDREN

7. Ensure that your child **eats and sleeps well.**

8. School work is priority. Advise your child to complete his homework neatly and accurately.

9. Advise your child to **revise** for at least half an hour every day.



